BILL OF MATERIAL

NO.	SECTION	FIT.	IN.	TEMP MARK	SHIPPING MARK	WEIGHT UNIT	WEIGHT TOTAL	REMARKS
ONE	LINTEL				34L1	151	151	Galv
1	L7x4x1/2	8	5	34L1		151	151	A36
17	LINTEL				34L2	95	1623	Galv
17	L7x4x1/2	5	4	34L2		95	1623	A36
ONE	LINTEL				34L3	163	163	Galv
1	L7x4x1/2	9	1	34L3		163	163	A36

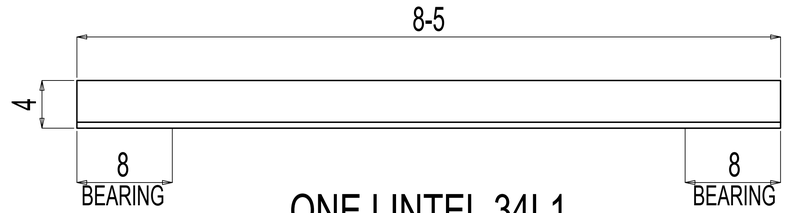

ONE LINTEL 34L1

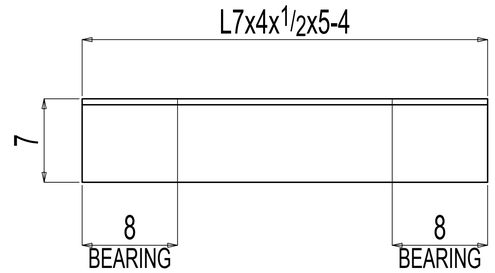

17 LINTELS 34L2

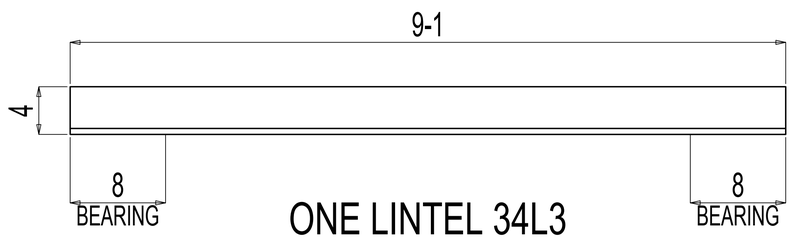

ONE LINTEL 34L3

TOTAL WEIGHT THIS DRAWINGS:1762

PAINT: GALAVINIZED

OPEN HOLES: 13/16" DIA (UNO) OPEN SOLTS: 13/16x1 DIA (UNO) BOLT: 3/4" DIA A325(UNO) EDGE DIST: 1 1/2"(UNO)

MATERIAL	
WIDE FLANGE	A992 (UNO)
PIPE	A53B (UNO)
TUBE	A500B (UNO)
CHANNEL	A36 (UNO)
PLATE,ANGLE,BAR	A36 (UNO)

REF:E24 & E25

ALL RUNNING DIMENSIONS FROM END OF MAIN MATERIAL.
ALL VERTICAL SPACING OF HOLES TO BE 3"UNLESS NOTED.
ALL SNIPS TO BE 3/4 X 3/4 UNLESS NOTED.
ALL COPES TO BE RADIUSED.
⊗ DENOTES "CONTACT SURFACE"THIS SIDE OF PLATE.
HOLES IN END PLATES AND OUTSTANDING LEGS OF END CLIPS
X INDICATES LAYOUT MARK FOR FABRICATION.
LD=LIW,DTI HD=FLT WASHER FL=WROUGHT WASHER
MEMBERS ARE TO BE ERECTED SO THAT MARKED END IS
IN SAME LOCATION AS ON ERECTION DRAWING NO.

NOTICE TO CONTRACTORS AND/OR ERECTORS

MODERN MACHINE SHOP, INC. WILL NOT ACCEPT BACKCHARGERS FOR CORRECTIVE WORK OR REPLACED MATERIALS UNLESS AUTHORIZED AND APPROVED. FAILURE TO COMPLY WITH THIS REQUIREMENT WILL BECOME CONTRACTORS/ERECTORS LIABILITY. ANY QUESTIONS CALL (956) 722-4656

DATE: _____ SIGNATURE: _____

THESE SHOP AND ERECTION DRAWINGS ARE AND SHALL REMAIN THE PROPERTY OF MODERN MACHINE SHOP, INC. THESE SHALL NOT BE USED, REPRODUCED, MODIFIED, OR COPIED IN ANY FORM OR MANNER WITHOUT THE EXPRESS, WRITTEN PERMISSION, CONSENT, AND DUE COMPENSATION TO THE FABRICATOR:
MODERN MACHINE SHOP, INC., COPYRIGHT 2013

NO.	DATE	BY	DESCRIPTION

REV.

CUSTOMER:
ARCHITECT:
PROJECT:
LOCATION:

DRWN _____ DATE _____ FOR APPL. _____ ORDER NO. _____
CHKD _____ DATE _____ TO SHOP _____ REV. 0 DWG. 34

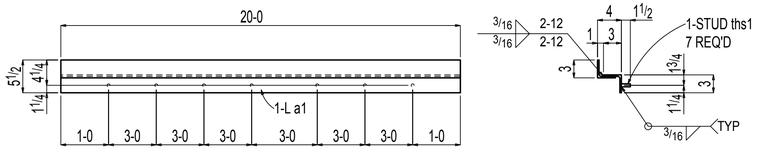

4 MISCS 35M1

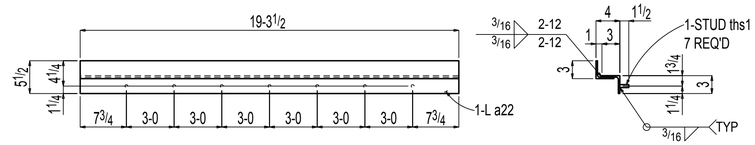

ONE ANGLE 35M2

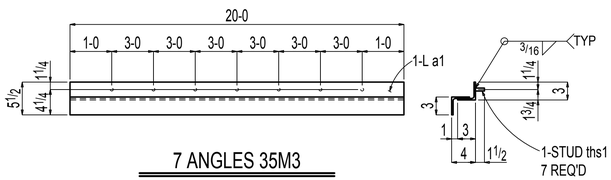

7 ANGLES 35M3

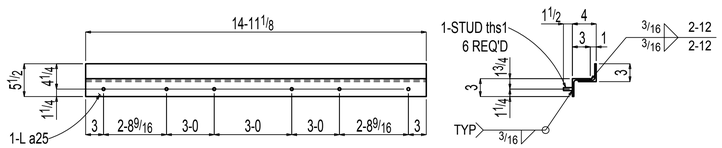

ONE MISC 35M4

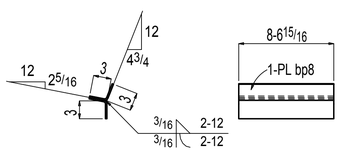

ONE BENT PLATE 35M5

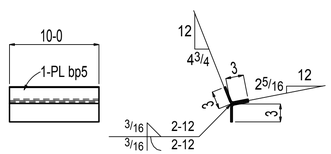

14 BENT PLATES 35M6

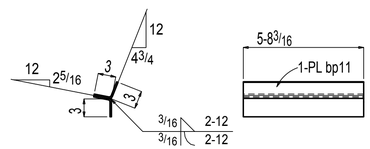

ONE BENT PLATE 35M7

BILL OF MATERIAL

NO.	SECTION	FIT.	IN.	TEMP MARK	SHIPPING MARK	WEIGHT UNIT	WEIGHT TOTAL	REMARKS
4	MISC				35M1	197	786	
4	L3x3x1/4	20	0	35M1		98	392	A36
4	L3x3x1/4	20	0	a1		98	392	A36
28	THD STUD 1/2	0	1 1/2	ths1		0	2	A108
	FIELD BOLTS							
28	1/2 NUT							HHNT A563
ONE	ANGLE				35M2	190	190	
1	L3x3x1/4	19	3 1/2	35M2		95	95	A36
1	L3x3x1/4	19	3 1/2	a22		95	95	A36
7	THD STUD 1/2	0	1 1/2	ths1		0	1	A108
	FIELD BOLTS							
7	1/2 NUT							HHNT A563
7	ANGLE				35M3	197	1376	
7	L3x3x1/4	20	0	35M3		98	686	A36
7	L3x3x1/4	20	0	a1		98	686	A36
49	THD STUD 1/2	0	1 1/2	ths1		0	4	A108
	FIELD BOLTS							
49	1/2 NUT							HHNT A563
ONE	MISC				35M4	147	147	
1	L3x3x1/4	14	11 1/8	35M4		73	73	A36
1	L3x3x1/4	14	11 1/8	a25		73	73	A36
6	THD STUD 1/2	0	1 1/2	ths1		0	1	A108
	FIELD BOLTS							
6	1/2 NUT							HHNT A563
ONE	BENT PLATE				35M5	83	83	
1	BPL 1/4x5 11/16	8	6 15/16	35M5		42	42	BENT A36
1	BPL 1/4x5 5/8	8	6 15/16	bp8		41	41	BENT A36
14	BENT PLATE				35M6	96	1347	
14	BPL 1/4x5 11/16	10	0	35M6		48	677	BENT A36
14	BPL 1/4x5 5/8	10	0	bp5		48	670	BENT A36
ONE	BENT PLATE				35M7	55	55	
1	BPL 1/4x5 11/16	5	8 3/16	35M7		27	27	BENT A36
1	BPL 1/4x5 5/8	5	8 3/16	bp11		27	27	BENT A36

TOTAL WEIGHT THIS DRAWINGS:3901

PAINT: 1-S/C PRIMER

OPEN HOLES: 13/16" DIA (UNO) OPEN SLTS: 13/16x1 DIA (UNO) BOLT: 3/4" DIA A325(UNO) EDGE DIST. 1 1/2"(UNO)

MATERIAL	
WIDE FLANGE	A992 (UNO)
PIPE	A53B (UNO)
TUBE	A500B (UNO)
CHANNEL	A36 (UNO)
PLATE,ANGLE,BAR	A36 (UNO)

THESE SHOP AND ERECTION DRAWINGS ARE AND SHALL REMAIN THE PROPERTY OF MODERN MACHINE SHOP, INC. THESE SHALL NOT BE USED, REPRODUCED, MODIFIED, OR COPIED IN ANY FORM OR MANNER WITHOUT THE EXPRESS, WRITTEN PERMISSION, CONSENT, AND DUE COMPENSATION TO THE FABRICATOR:
MODERN MACHINE SHOP, INC., COPYRIGHT 2013

NOTICE TO CONTRACTORS AND/OR ERECTORS

MODERN MACHINE SHOP, INC. WILL NOT ACCEPT BACKCHARGERS FOR CORRECTIVE WORK OR REPLACED MATERIALS UNLESS AUTHORIZED AND APPROVED. FAILURE TO COMPLY WITH THIS REQUIREMENT WILL BECOME CONTRACTORS/ERECTORS LIABILITY. ANY QUESTIONS CALL (956) 722-4656

DATE: _____ SIGNATURE: _____

REF:E8 THRU E20

ALL RUNNING DIMENSIONS FROM END OF MAIN MATERIAL.
ALL VERTICAL SPACING OF HOLES TO BE 3"UNLESS NOTED.
ALL SNIPS TO BE 3/4 X 3/4 UNLESS NOTED.
ALL COPES TO BE RADIUSED.
⊗ DENOTES "CONTACT SURFACE"THIS SIDE OF PLATE
HOLES IN END PLATES AND OUTSTANDING LEGS OF END CLIPS
X INDICATES LAYOUT MARK FOR FABRICATION
LD=LIW,DTI HD=FLT WASHER FL=WROUGHT WASHER
MEMBERS ARE TO BE ERECTED SO THAT MARKED END IS IN SAME LOCATION AS ON ERECTION DRAWING NO.

NO.	DATE	DESCRIPTION

REV.

CUSTOMER: _____
ARCHITECT: _____
PROJECT: _____
LOCATION: _____

DRWN _____ DATE _____ FOR APPL. _____
CHKD _____ DATE _____ TO SHOP _____

ORDER NO. _____
REV. 0 DWG. 35

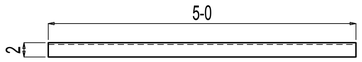

31 ANGLES 36M1

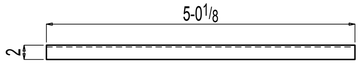

20 ANGLES 36M2

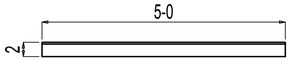

27 ANGLES 36M3

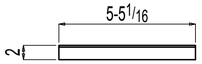

7 ANGLES 36M4

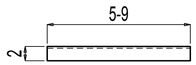

7 ANGLES 36M5

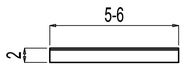

4 ANGLES 36M6

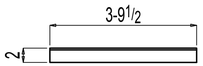

ONE ANGLE 36M7

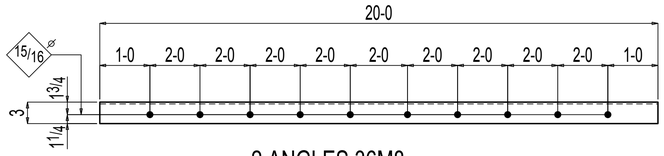

2 ANGLES 36M8

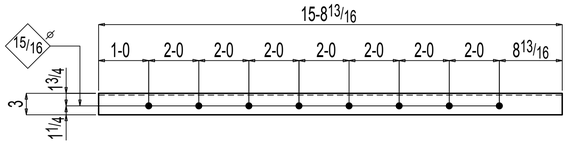

ONE ANGLE 36M9

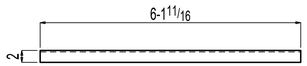

4 ANGLES 36M10

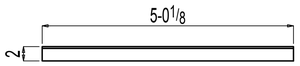

24 ANGLES 36M11

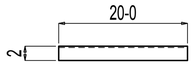

5 ANGLES 36M12

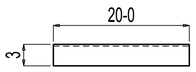

5 ANGLES 36M13

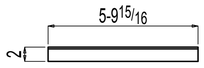

2 ANGLES 36M14

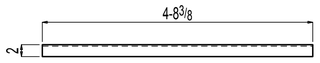

ONE ANGLE 36M15

BILL OF MATERIAL

NO.	SECTION	FIT.	IN.	TEMP MARK	SHIPPING MARK	WEIGHT UNIT	WEIGHT TOTAL	REMARKS
31	ANGLE				36M1	16	494	
31	L2x2x1/4	5	0	36M1		16	494	A36
20	ANGLE				36M2	16	320	
20	L2x2x1/4	5	0 1/8	36M2		16	320	A36
27	ANGLE				36M3	16	431	
27	L2x2x1/4	5	0	36M3		16	431	A36
7	ANGLE				36M4	17	121	
7	L2x2x1/4	5	5 1/16	36M4		17	121	A36
7	ANGLE				36M5	18	128	
7	L2x2x1/4	5	9	36M5		18	128	A36
4	ANGLE				36M6	18	70	
4	L2x2x1/4	5	6	36M6		18	70	A36
ONE	ANGLE				36M7	12	12	
1	L2x2x1/4	3	9 1/2	36M7		12	12	A36
2	ANGLE				36M8	98	196	
2	L3x3x1/4	20	0	36M8		98	196	A36
	FIELD BOLTS							
20	3/4 Dia EXPANSION	0	6					
ONE	ANGLE				36M9	77	77	
1	L3x3x1/4	15	8 13/16	36M9		77	77	A36
	FIELD BOLTS							
8	3/4 Dia EXPANSION	0	6					
4	ANGLE				36M10	20	78	
4	L2x2x1/4	6	1 11/16	36M10		20	78	A36
24	ANGLE				36M11	16	384	
24	L2x2x1/4	5	0 1/8	36M11		16	384	A36
5	ANGLE				36M12	49	244	
5	L2x2x3/16	20	0	36M12		49	244	A36
5	ANGLE				36M13	98	490	
5	L3x3x1/4	20	0	36M13		98	490	A36
2	ANGLE				36M14	19	37	
2	L2x2x1/4	5	9 15/16	36M14		19	37	A36
ONE	ANGLE				36M15	15	15	
1	L2x2x1/4	4	8 3/8	36M15		15	15	A36

TOTAL WEIGHT THIS DRAWINGS:3031

THESE SHOP AND ERECTION DRAWINGS ARE AND SHALL REMAIN THE PROPERTY OF MODERN MACHINE SHOP, INC. THESE SHALL NOT BE USED, REPRODUCED, MODIFIED, OR COPIED IN ANY FORM OR MANNER WITHOUT THE EXPRESS, WRITTEN PERMISSION, CONSENT, AND DUE COMPENSATION TO THE FABRICATOR:
MODERN MACHINE SHOP, INC., COPYRIGHT 2013

NOTICE TO CONTRACTORS AND/OR ERECTORS

MODERN MACHINE SHOP, INC. WILL NOT ACCEPT BACKCHARGERS FOR CORRECTIVE WORK OR REPLACED MATERIALS UNLESS AUTHORIZED AND APPROVED. FAILURE TO COMPLY WITH THIS REQUIREMENT WILL BECOME CONTRACTORS/ERECTORS LIABILITY. ANY QUESTIONS CALL (956) 722-4656

DATE: _____ SIGNATURE: _____

MATERIAL	
WIDE FLANGE	A992 (UNO)
PIPE	A53B (UNO)
TUBE	A500B (UNO)
CHANNEL	A36 (UNO)
PLATE,ANGLE,BAR	A36 (UNO)

REF:E8 THRU E20

ALL RUNNING DIMENSIONS FROM END OF MAIN MATERIAL.
ALL VERTICAL SPACING OF HOLES TO BE 3"UNLESS NOTED.
ALL SNIPS TO BE 3/8 X 3/4 UNLESS NOTED.
ALL COPES TO BE RADIUSED.
⊗ DENOTES "CONTACT SURFACE"THIS SIDE OF PLATE.
HOLES IN END PLATES AND OUTSTANDING LEGS OF END CLIPS
X INDICATES LAYOUT MARK FOR FABRICATION
LD=LIW,DTI HD=FLT WASHER FL=WROUGHT WASHER
MEMBERS ARE TO BE ERECTED SO THAT MARKED END IS IN SAME LOCATION AS ON ERECTION DRAWING NO.

NO.	DATE	BY	DESCRIPTION

REV.

PAINT: 1-S/C PRIMER
OPEN HOLES: 13/16" DIA (UNO) OPEN SLOTS: 13/16x1 DIA (UNO) BOLT: 3/4" DIA A325(UNO) EDGE DIST. 1 1/2"(UNO)

CUSTOMER: _____
ARCHITECT: _____
PROJECT: _____
LOCATION: _____

DRWN _____	DATE _____	FOR APPL. _____	ORDER NO. _____
CHKD _____	DATE _____	TO SHOP _____	REV. 0 DWG. 36

BILL OF MATERIAL

NO.	SECTION	FIT.	IN.	TEMP MARK	SHIPPING MARK	WEIGHT UNIT	WEIGHT TOTAL	REMARKS
ONE	PLATE				37M1	12	12	
1	PL3/8x9	1	0 5/16	37M1		12	12	A36
ONE	PLATE				37M2	9	9	
1	PL3/8x8 3/4	0	10	37M2		9	9	A36

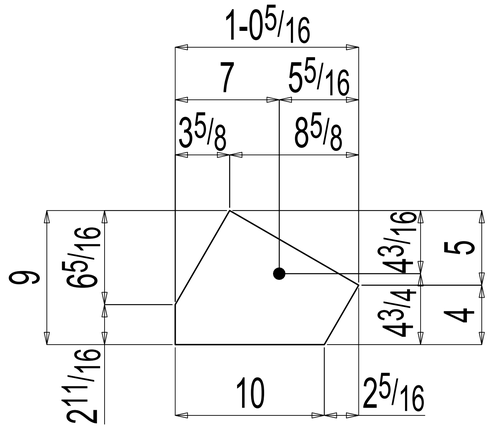

ONE PLATE 37M1

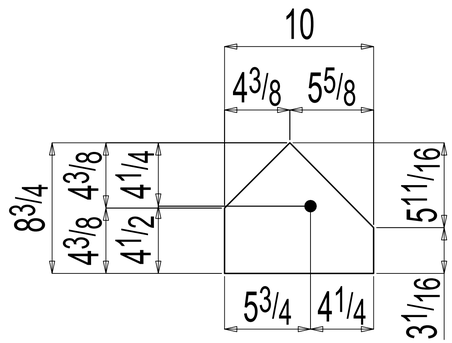

ONE PLATE 37M2

TOTAL WEIGHT THIS DRAWINGS:16

PAINT: 1-S/C PRIMER

OPEN HOLES: 13/16" DIA (UNO) OPEN SLOTS: 13/16x1 DIA (UNO) BOLT: 3/4" DIA A325(UNO) EDGE DIST: 1 1/2"(UNO)

MATERIAL	
WIDE FLANGE	A992 (UNO)
PIPE	A53B (UNO)
TUBE	A500B (UNO)
CHANNEL	A36 (UNO)
PLATE,ANGLE,BAR	A36 (UNO)

THESE SHOP AND ERECTION DRAWINGS ARE AND SHALL REMAIN THE PROPERTY OF MODERN MACHINE SHOP, INC. THESE SHALL NOT BE USED, REPRODUCED, MODIFIED, OR COPIED IN ANY FORM OR MANNER WITHOUT THE EXPRESS, WRITTEN PERMISSION, CONSENT, AND DUE COMPENSATION TO THE FABRICATOR:
MODERN MACHINE SHOP, INC., COPYRIGHT 2013

NOTICE TO CONTRACTORS AND/OR ERECTORS

MODERN MACHINE SHOP, INC. WILL NOT ACCEPT BACKCHARGERS FOR CORRECTIVE WORK OR REPLACED MATERIALS UNLESS AUTHORIZED AND APPROVED. FAILURE TO COMPLY WITH THIS REQUIREMENT WILL BECOME CONTRACTORS/ERECTORS LIABILITY. ANY QUESTIONS CALL (866) 722-4656

DATE: _____ SIGNATURE: _____

REF:E8 THRU E20

ALL RUNNING DIMENSIONS FROM END OF MAIN MATERIAL.
ALL VERTICAL SPACING OF HOLES TO BE 3"UNLESS NOTED.
ALL SNIPS TO BE 3/4 X 3/4 UNLESS NOTED.
ALL COPES TO BE RADIUSED.
⊗ DENOTES "CONTACT SURFACE"THIS SIDE OF PLATE.
HOLES IN END PLATES AND OUTSTANDING LEGS OF END CLIPS
X INDICATES LAYOUT MARK FOR FABRICATION
LD-LW,DTI HD=FLT WASHER FL=WROUGHT WASHER
MEMBERS ARE TO BE ERECTED SO THAT MARKED END IS IN SAME LOCATION AS ON ERECTION DRAWING NO.

NO.	DATE	DESCRIPTION

REV.

CUSTOMER: _____
ARCHITECT: _____
PROJECT: _____
LOCATION: _____

DRWN _____ DATE _____ FOR APPL. _____ ORDER NO. _____
CHKD _____ DATE _____ TO SHOP _____ REV. 0 DWG. 37

BILL OF MATERIAL 2 QTY'S

QTY	MARK	DESCRIPTION	LENGTH		WEIGHT	REMARKS
2	M1	PIPE 8 STD	11	11 5/8	14	A53B
2	rb21	#3 RB	1	6	1	A706 GR60
2	p281	RPL 3/8x8 5/8			12	A36
		TOTAL WEIGHT THIS DRAWING :			27	

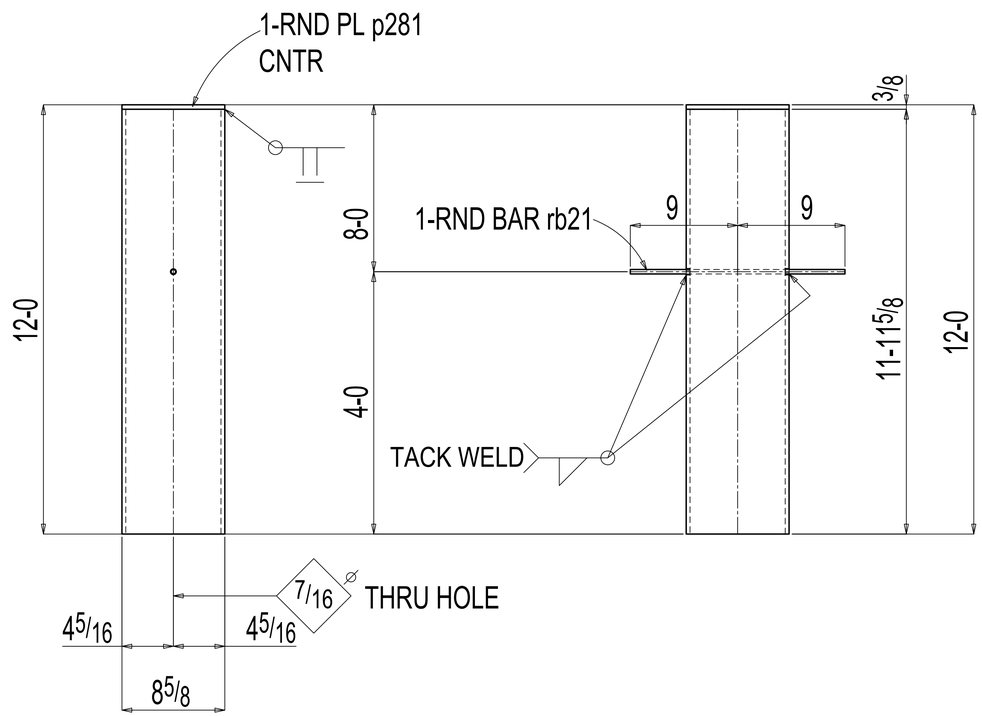

2 PIPE 8 STDS M1

ALL CLOUDED "APPROVER VERIFY" NOTES RETURNED TO US WITH NO RESPONSE WILL BE UNDERSTOOD TO BE ACCEPTABLE BY THE OWNER AND WILL BE INCORPORATED INTO CONSTRUCTION.

USE WELD SPECS:

ISSUED FOR FAB:

CUTTING:

DRILLED:

FITTING GA:

WELD GA:

CHECKED BY:

GENERAL NOTES:

ALL HOLES ARE 13/16 Ø U.N.O.
COPE RADIUS = 1/2" UNO
SLOT LENGTHS ARE SHOWN OVERALL
FINISH:STD SHOP PRIMER

470.43 lbs EACH

CUSTOMER REF:

REV	DETAILS	BY	DC	DATE
0				
A				

REMARKS:

MARK ID:

PO:

CLIENT:

PROJECT:

TITLE: POST

CATEGORY UNO:

DRAWN:

CHECKED:

JOB No:

DIV:

DWG No: M1

REV: 0

BILL OF MATERIAL 23 QTY'S						
QTY	MARK	DESCRIPTION	LENGTH		WEIGHT	REMARKS
3	M2	PIPE 6 STD	4	11 5/8	13	A53B
3	rb21	#3 RB	1	6	2	A706 GR60
3	p297	RPL 3/8x6 5/8			11	A36
		TOTAL WEIGHT THIS DRAWING :			26	

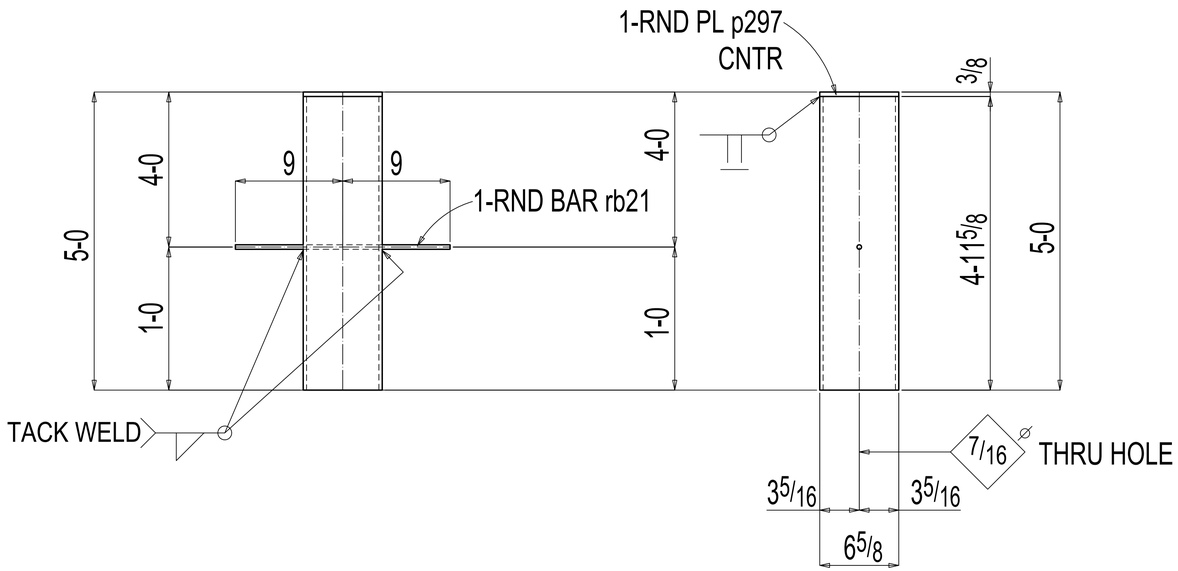

3 BOLLARD M2

ALL CLOUDED "APPROVER VERIFY" NOTES RETURNED TO US WITH NO RESPONSE WILL BE UNDERSTOOD TO BE ACCEPTABLE BY THE OWNER AND WILL BE INCORPORATED INTO CONSTRUCTION.

USE WELD SPECS: | ISSUED FOR FAB: | CUTTING: | DRILLED: | FITTING GA: | WELD GA: | CHECKED BY:

GENERAL NOTES:

ALL HOLES ARE 13/16 Ø U.N.O.
COPE RADIUS = 1/2" UNO
SLOT LENGTHS ARE SHOWN OVERALL
FINISH:STD SHOP PRIMER

470.43 lbs EACH

REV	DETAILS	BY	DC	DATE
0				
A				

REMARKS:

MARK ID:

PO:

CUSTOMER REF:

CLIENT:

PROJECT:

TITLE: BOLLARD

CATEGORY UNO:

DRAWN: | CHECKED: | JOB No: | DIV: | DWG No: M2 | REV: 0

BILL OF MATERIAL 23 QTY'S

QTY	MARK	DESCRIPTION	LENGTH	WEIGHT	REMARKS
35	M3	PIPE 4 XS	6 0 1/2	3172	A53B
35		PART# ELCAP4			B.O.
		TOTAL WEIGHT THIS DRAWING :		3172	

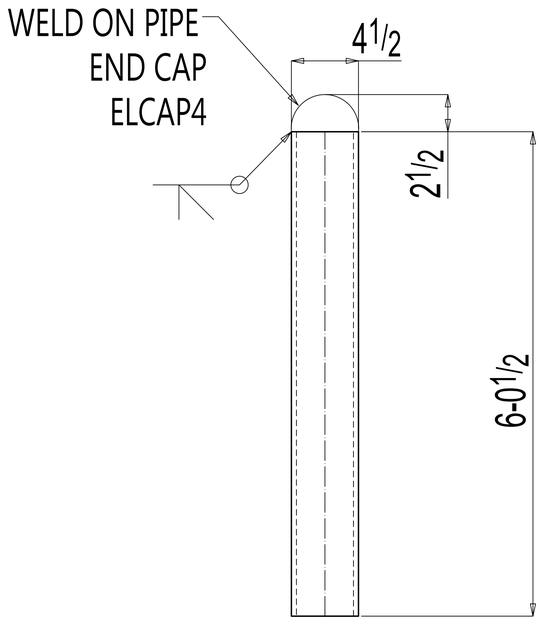

35 BOLLARDS M3

ALL CLOUDED "APPROVER VERIFY" NOTES RETURNED TO US WITH NO RESPONSE WILL BE UNDERSTOOD TO BE ACCEPTABLE BY THE OWNER AND WILL BE INCORPORATED INTO CONSTRUCTION.

USE WELD SPECS:

ISSUED FOR FAB:

CUTTING:

DRILLED:

FITTING GA:

WELD GA:

CHECKED BY:

GENERAL NOTES:

ALL HOLES ARE 13/16 Ø U.N.O.
COPE RADIUS = 1/2" UNO
SLOT LENGTHS ARE SHOWN OVERALL
FINISH STD SHOP PRIMER

470.43 lbs EACH

REV	DETAILS	BY	DC	DATE
0				

CUSTOMER REF:

REMARKS:

MARK ID:

PO:

CLIENT:

PROJECT:

TITLE: BOLLARD

CATEGORY UNO:

DRAWN:

CHECKED:

JOB No:

DWG No: M3

DIV:

REV: 0