BILL OF MATERIAL

NO.	SECTION	FIT.	IN.	TEMP MARK	SHIPPING MARK	WEIGHT UNIT	WEIGHT TOTAL	REMARKS
ONE	LADDER				94L1	185	185	
1	BPL 3/8x3	16	0 7/8	94L1L		62	62	BENT A36
1	BPL 3/8x3	16	0 7/8	94L1		62	62	BENT A36
2	L3x3x3/8	0	3	a311		2	4	A36
16	RB3/4	1	6 3/8	rb18		2	37	A36
6	BPL 3/8x11 15/16	0	3	bp790		4	22	BENT A36
	FIELD BOLTS							
2	1/2 Dia EXPANSION	0	4					
6	1/2 Dia SCREW	0	4					

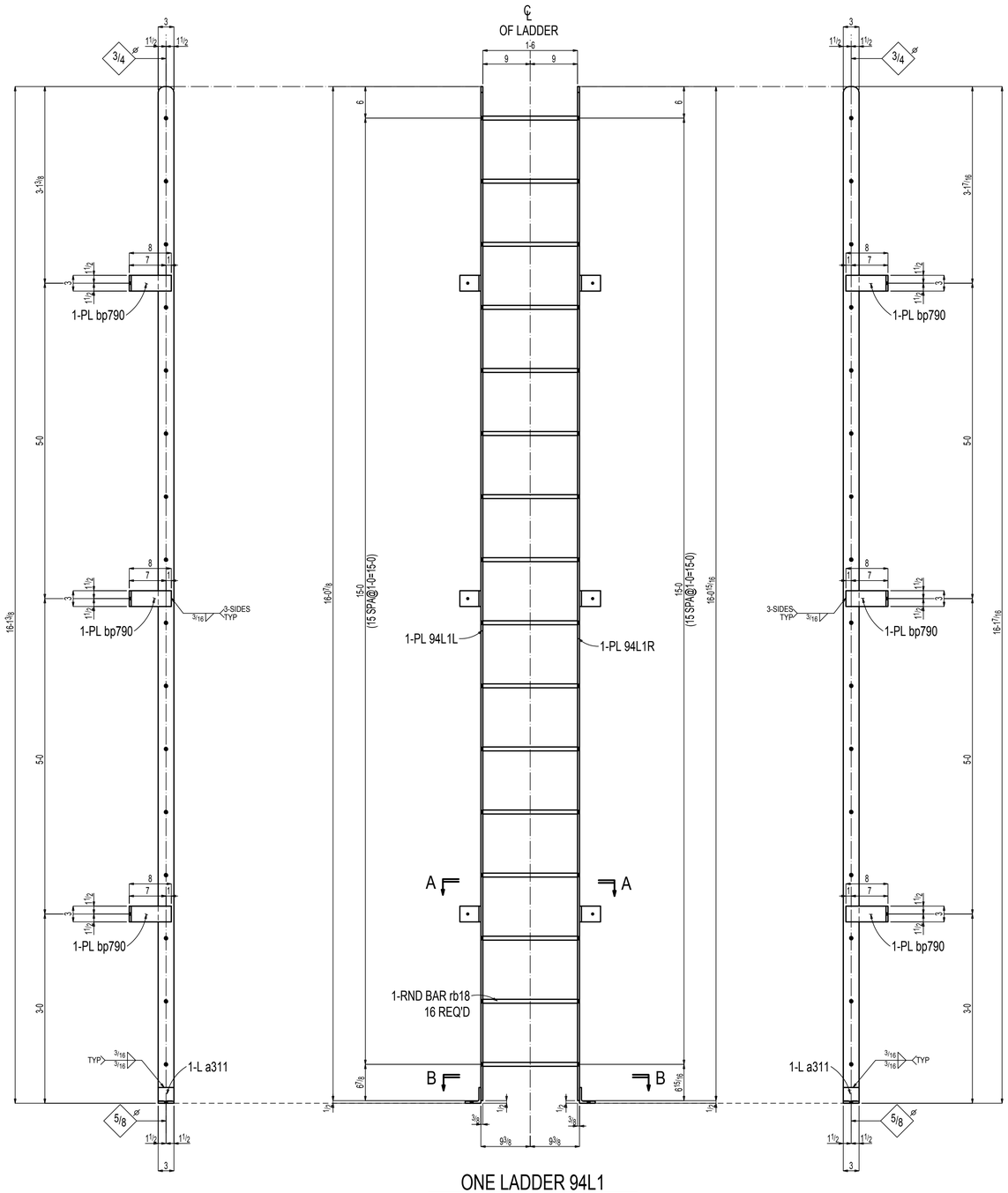

ONE LADDER 94L1

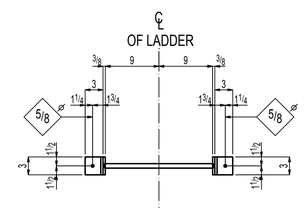

Section B-B
94L1

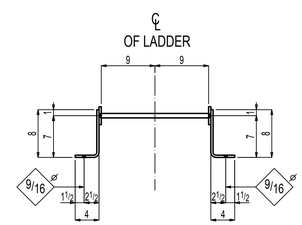

Section A-A
94L1

TOTAL WEIGHT THIS DRAWINGS:185

PAINT: ONE SHOP COAT OF GRAY PRIMER
OPEN HOLES: 13/32" DIA (UNO) OPEN SLTS: 13/32x1 DIA (UNO) BOLT: 3/4" DIA A325(UNO) EDGE DIST. 1 1/2"(UNO)

MATERIAL	
WIDE FLANGE	A992 (UNO)
PIPE	A53B (UNO)
TUBE	A500B (UNO)
CHANNEL	A36 (UNO)
PLATE,ANGLE,BAR	A36 (UNO)

THESE SHOP AND ERECTION DRAWINGS ARE AND SHALL REMAIN THE PROPERTY OF MODERN MACHINE SHOP, INC. THESE SHALL NOT BE USED, REPRODUCED, MODIFIED, OR COPIED IN ANY FORM OR MANNER WITHOUT THE EXPRESS, WRITTEN PERMISSION, CONSENT, AND DUE COMPENSATION TO THE FABRICATOR:
MODERN MACHINE SHOP, INC., COPYRIGHT 2013

NOTICE TO CONTRACTORS AND/OR ERECTORS

MODERN MACHINE SHOP, INC. WILL NOT ACCEPT BACKCHARGERS FOR CORRECTIVE WORK OR REPLACED MATERIALS UNLESS AUTHORIZED AND APPROVED. FAILURE TO COMPLY WITH THIS REQUIREMENT WILL BECOME CONTRACTORS/ERECTORS LIABILITY. ANY QUESTIONS CALL (956) 722-4656

DATE: _____ SIGNATURE: _____

REF:E24 THRU E39

ALL RUNNING DIMENSIONS FROM END OF MAIN MATERIAL.
ALL VERTICAL SPACING OF HOLES TO BE 3"UNLESS NOTED.
ALL SNIPS TO BE 3/4 X 3/4 UNLESS NOTED.
ALL COPES TO BE RADIUSED.
⊗ DENOTES "CONTACT SURFACE"THIS SIDE OF PLATE.
HOLES IN END PLATES AND OUTSTANDING LEGS OF END CLIPS
X INDICATES LAYOUT MARK FOR FABRICATION.
LD=LIW,DTI HD=FLT WASHER FL=WROUGHT WASHER
MEMBERS ARE TO BE ERECTED SO THAT MARKED END IS IN SAME LACATION AS ON ERECTION DRAWING NO.

NO.	DATE	BY	DESCRIPTION

REV.

CUSTOMER: _____
ARCHITECT: _____
PROJECT: _____
LOCATION: _____

DRWN _____ DATE _____ FOR APPL. _____ ORDER NO. _____
CHKD _____ DATE _____ TO SHOP _____ REV. 0 DWG. 94

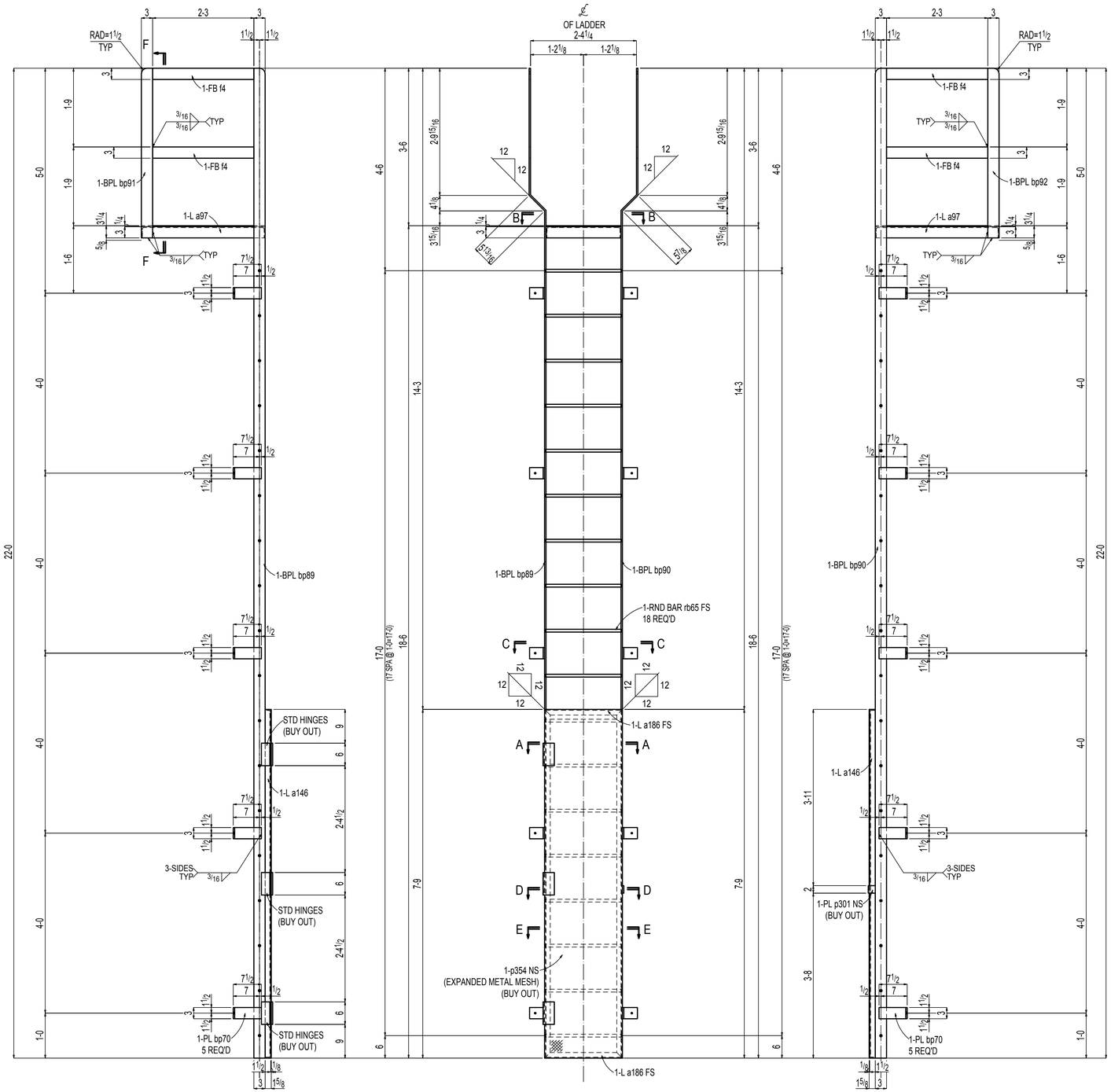

ONE LADDER 203L1

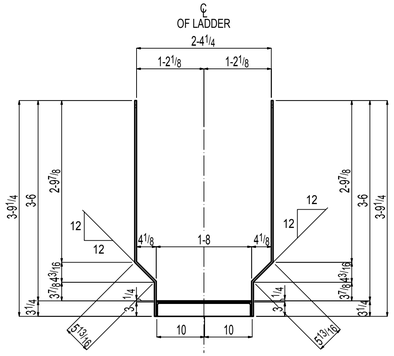

Section F-F
203L1

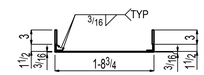

Section E-E
203L1

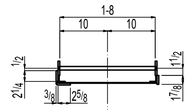

Section D-D
203L1

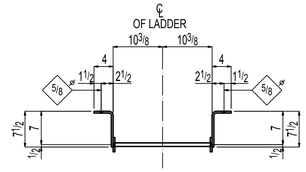

Section C-C
203L1

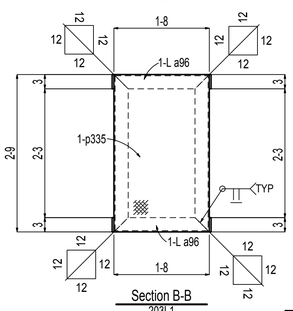

Section B-B
203L1



Section A-A
203L1

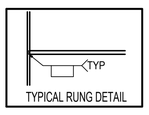

TYPICAL RUNG DETAIL

BILL OF MATERIAL

NO.	SECTION	FIT.	IN.	TEMP MARK	SHIPPING MARK	WEIGHT UNIT	WEIGHT TOTAL	REMARKS
ONE	LADDER				203L1	553	553	
1	BPL 3/8x3	22	11 11/16	203L1		85	85	BENT A36
1	BPL 3/8x3	22	11 11/16	bp90		85	85	BENT A36
2	L1 1/2x1 1/2x1/4	7	9	a146		18	36	A36
2	L1 1/2x1 1/2x1/4	1	8 3/4	a186		4	8	A36
2	L3x3x1/4	2	9	a97		13	27	A36
2	L3x3x1/4	1	8	a96		8	16	A36
18	RB 3/4	1	8 1/2	rb65		3	46	A36
10	BPL 3/8x10 13/16	0	3	bp70		3	34	BENT A36
1	BPL 3/8x3	3	10 15/16	bp92		15	15	BENT A36
1	BPL 3/8x3	3	10 15/16	bp91		15	15	BENT A36
4	FB 3/8x3	2	3	f4		9	34	A36
3	STD HINGES	0	6	bp69		4	11	BUY OUT A706
1	PL 3/8x1 7/8	0	2	p301		0	0	BUY OUT CHAIN
1	CHKD1/4x20	2	9	p335		52	52	A36
1	CHKD10GAx20 3/4	7	9	p354		88	88	BUY OUT EXPANDED METAL MESH
	FIELD BOLTS							
10	1/2 Dia EXPANSION ANCHOR	0	3 3/4					

TOTAL WEIGHT THIS DRAWINGS:632

MATERIAL	
WIDE FLANGE	A992 (UNO)
PIPE	A53B (UNO)
TUBE	A500B (UNO)
CHANNEL	A36 (UNO)
PLATE,ANGLE,BAR	A36 (UNO)

PAINT: 1 S/C PRIMER
OPEN HOLES: 13/16" DIA (UNO) OPEN SLOTS: 13/16x1 DIA (UNO) BOLT: 3/4" DIA A325(UNO) EDGE DIST. 1 1/2"(UNO)

REF:E109 Thru E113

ALL RUNNING DIMENSIONS FROM END OF MAIN MATERIAL.
ALL VERTICAL SPACING OF HOLES TO BE 3"UNLESS NOTED.
ALL SNIPS TO BE 3/8 X 3/4 UNLESS NOTED.
ALL COPES TO BE RADIUSED.
⊗ DENOTES "CONTACT SURFACE"THIS SIDE OF PLATE.
HOLES IN END PLATES AND OUTSTANDING LEGS OF END CLIPS
X INDICATES LAYOUT MARK FOR FABRICATION
LD=LW,DTI HD=FLT WASHER FL=WROUGHT WASHER
MEMBERS ARE TO BE ERECTED SO THAT MARKED END IS
IN SAME LACATION AS ON ERECTION DRAWING NO.

NOTICE TO CONTRACTORS AND/OR ERECTORS

MODERN MACHINE SHOP, INC. WILL NOT ACCEPT BACKCHARGERS FOR CORRECTIVE WORK OR REPLACED MATERIALS UNLESS AUTHORIZED AND APPROVED. FAILURE TO COMPLY WITH THIS REQUIREMENT WILL BECOME CONTRACTORS/ERECTORS LIABILITY. ANY QUESTIONS CALL (866) 722-4656

DATE: _____ SIGNATURE: _____

THESE SHOP AND ERECTION DRAWINGS ARE AND SHALL REMAIN THE PROPERTY OF MODERN MACHINE SHOP, INC. THESE SHALL NOT BE USED, REPRODUCED, MODIFIED, OR COPIED IN ANY FORM OR MANNER WITHOUT THE EXPRESS, WRITTEN PERMISSION, CONSENT, AND DUE COMPENSATION TO THE FABRICATOR:
MODERN MACHINE SHOP, INC., COPYRIGHT 2013

NO.	DATE	BY	DESCRIPTION

REV.

CUSTOMER:
ARCHITECT:
PROJECT:
LOCATION:

DRWN _____ DATE _____ FOR APPL _____
CHKD _____ DATE _____ TO SHOP _____

ORDER NO. _____
REV. 0 DWG. 203

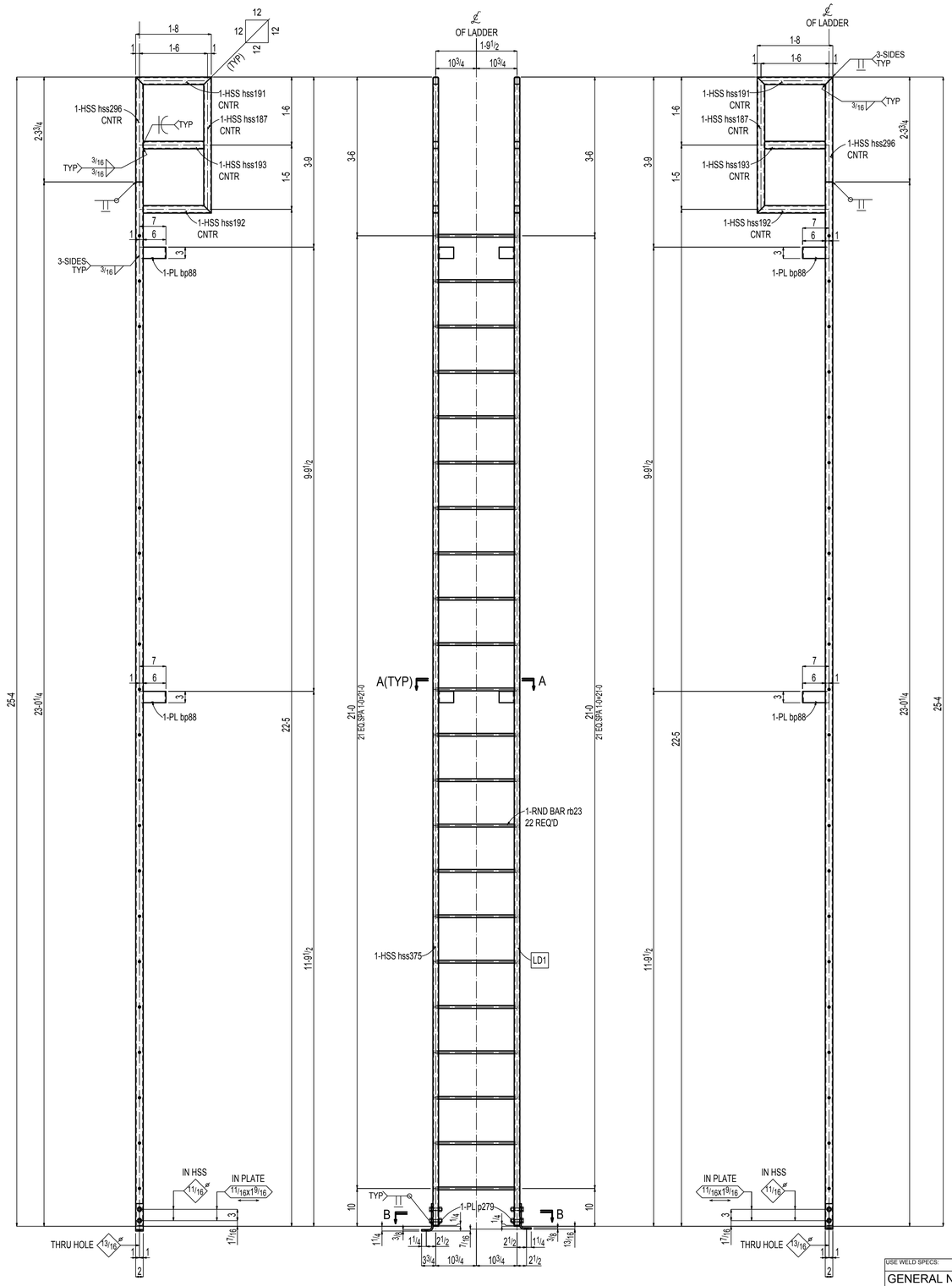

ONE LADDER LD1

SHOP BOLTS:
4-5/8 Diax3 A325N

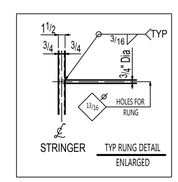

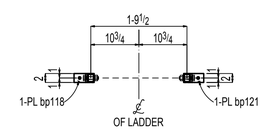

Section B-B
LD1

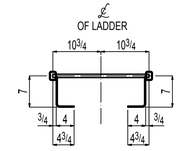

Section A-A
LD1

BILL OF MATERIAL 1 QTY'S

QTY	MARK	DESCRIPTION	LENGTH		WEIGHT	REMARKS
ONE	LD1	HSS2x1 1/2x3/16	23	0	85	A500C
1	hss375	HSS2x1 1/2x3/16	23	0	85	A500C
2	hss187	HSS2x1 1/2x3/16	3	0	22	A500C
2	hss296	HSS2x1 1/2x3/16	2	3 3/4	17	A500C
2	hss191	HSS2x1 1/2x3/16	1	8	12	A500C
2	hss192	HSS2x1 1/2x3/16	1	6	11	A500C
2	hss193	HSS2x1 1/2x3/16	1	4	10	A500C
22	rb23	RB 3/4	1	9 1/2	59	A36
1	bp121	BPL 3/8x9 1/2	0	2	2	BENT A36
1	bp118	BPL 3/8x9	0	2	2	BENT A36
4	bp88	BPL 1/4x10 1/2	0	3	9	BENT A36
2	p279	PL 1/4x1 1/2	0	2	0	A36
4		5/8 Dia A307	0	3 1/2	2	+2HD WASH
		FIELD BOLTS				
2		5/8 Dia EXPANSION ANCHOR	0	4 3/4		EMBED=3
		TOTAL WEIGHT THIS DRAWING :			316	

ALL CLOUDED "APPROVER VERIFY" NOTES RETURNED TO US WITH NO RESPONSE WILL BE UNDERSTOOD TO BE ACCEPTABLE BY THE OWNER AND WILL BE INCORPORATED INTO CONSTRUCTION.

USE WELD SPECS: | ISSUED FOR FAB: | CUTTING: | DRILLED: | FITTING GA: | WELD GA: | CHECKED BY:

GENERAL NOTES:

ALL HOLES ARE 13/16 Ø U.N.O.
COPE RADIUS = 1/2" UNO
SLOT LENGTHS ARE SHOWN OVERALL
FINISH:STD SHOP PRIMER

470.43 lbs EACH

REV	DETAILS	BY	DC	DATE
0				
A				

CUSTOMER REF:

REMARKS:

MARK ID:

PO:

CLIENT:

PROJECT:

TITLE: LADDER

CATEGORY UNO:

DRAWN: | JOB No: | DIV:

CHECKED: | DWG No: LD1 | REV: 0

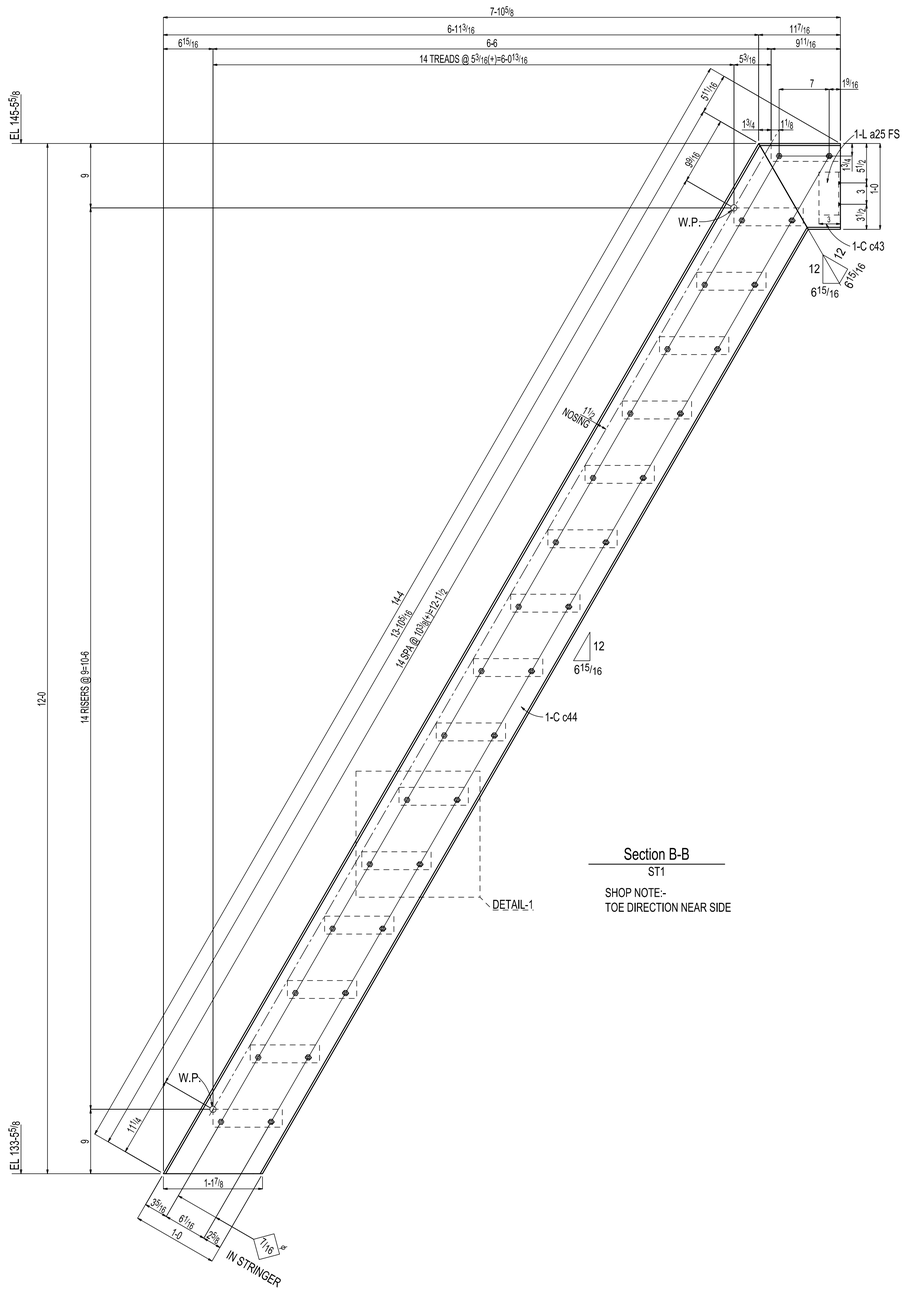

Section B-B
ST1

SHOP NOTE:-
TOE DIRECTION NEAR SIDE

REFER BOM THIS SHEET WITH ST1

REFER WORK THIS SHEET WITH ST1

SURFACE PREP:SSPC SP-2
PAINT:ONE SHOP COAT STD PRIMER

REV	DESCRIPTION	DATE
A	FOR APPROVAL	11-06-24

DESCRIPTION	STAIR DETAIL		
PROJECT NAME	WESTGATE REDEVELOPMENT BLDG #2		
DRAWN BY	AIP	JOB No. ----	DRG No.
DATE DRAWN	11-06-24		ST1.1

BILL OF MATERIAL

SEQ.	Sequence Quantity	SHIP MARK	PIECE MARK	NO. PCS	DESCRIPTION	LENGTH	REMARKS	WEIGHT LBS	MILL ORDER
1	1	ST1		ONE	STAIR			1012	
			c45	1	C12x20.7	0 11 7/16	A36	20	
			c43	1	C12x20.7	0 11 7/16	A36	20	
			c46	1	C12x20.7	15 7 1/16	A36	323	
			c44	1	C12x20.7	15 7 1/16	A36	323	
			a25	2	L3x3x1/4	0 6	A36	5	
			gt9	16	(GT11/4x3 7/16)x11 11/16	2 0	(19W4) A-1011	317	
				64	3/8 Dia A307	0 1 1/2		6	
					FIELD BOLTS				
				4	1/4 Dia TEK SCREW	0 2			

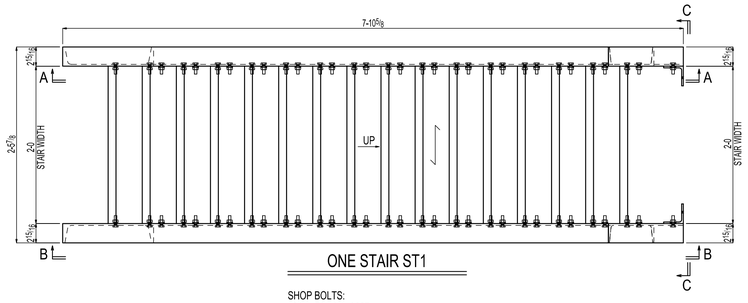

ONE STAIR ST1

SHOP BOLTS:
64-3/8Diax1 1/2 A307

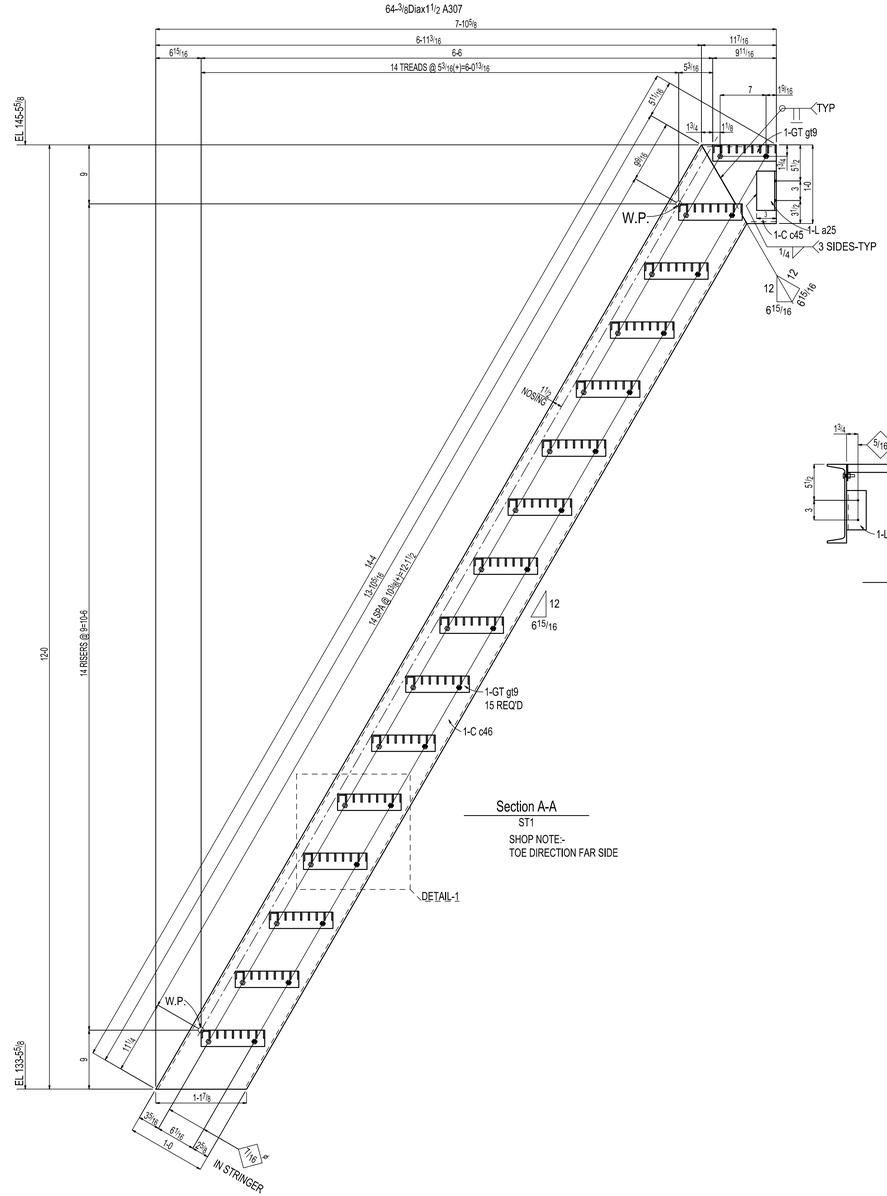

Section A-A
ST1
SHOP NOTE:-
TOE DIRECTION FAR SIDE

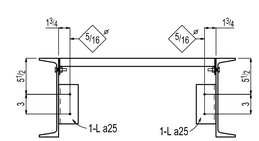

Section C-C
ST1

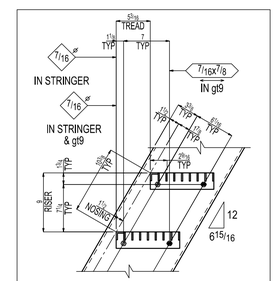

DETAIL-1

SURFACE PREP:SSPC SP-2
PAINT:ONE SHOP COAT STD PRIMER

REV	DESCRIPTION	DATE
A	FOR APPROVAL	11-06-24

REFER WORK THIS SHEET WITH ST1.1

DESCRIPTION	STAIR DETAIL		
PROJECT NAME	WESTGATE REDEVELOPMENT BLDG #2		
DRAWN BY	AIP	JOB No. ----	DRG No.
DATE DRAWN	11-06-24		ST1